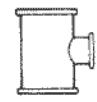
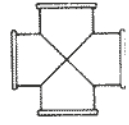
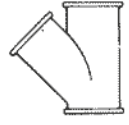
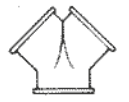










Malleable cast iron pipe fittings

To SABS 509 1955
and BS 143:1952

Smeebare gietyster-pyptoebehore

*Volgens SABS 509:1955
en BS 143:1952*

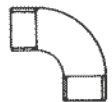
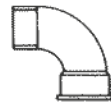
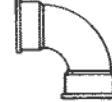
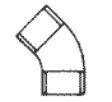



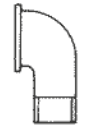


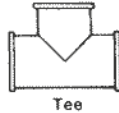
 Reducing tee <i>Verloop T-stuk</i>	 Cross <i>Kruisstuk</i>	 45 Branch <i>45° Aftakking</i>
 90 Branch <i>90° Aftakking</i>	 Hexagonal nipple <i>Seshoekige nippel</i>	 Parallel socket <i>Parallele sok</i>
 Hexagonal bush <i>Seshoekige bus</i>	 Cap <i>Dop</i>	 Reducing socket <i>Verloopsok</i>
 Conical seat union all iron <i>Koniese bedding moerkoppeling geheel yster</i>	 Hollow plug <i>Hot prop</i>	 Flat seat union all iron <i>Platbedding- moerkoppeling suiwer yster</i>

Malleable cast iron pipe fittings

To SABS 509:1955
and BS 143:1952

Smeebare gietyster-pyptoebehore

*Volgens SABS 509:1955
en BS 143:1952*

 Bend (male) <i>Buigstuk (buitendraad)</i>	 Bend (m. & f.) <i>Buigstuk (binne- en buitendraad)</i>	 Bend (female) <i>Buigstuk (binnendraad)</i>
 Spring (male) <i>Sprongstuk (buitendraad)</i>	 Spring (m. & f.) <i>Sprongstuk (buite- en binnendraad)</i>	 Spring (female) <i>Sprongstuk (binnendraad)</i>
 Elbow <i>Elmboog</i>	 Elbow (m. & f.) <i>Elmboog (buite- en binnendraad)</i>	 Elbow 45° <i>Elmboog 45°</i>
 Reducing elbow <i>Verloopelmboog</i>	 Tee <i>T-stuk</i>	

Malleable cast iron pipe fittings

To SABS 509 1955
and BS 143 1952

Smeebare gietyster-pyptoebehore

*Volgens SABS 509:1955
en BS 143:1952*

Tolerances

The plus or minus tolerances allowed on the length of sockets and nipples and centre to face dimensions of elbows, tees, crosses and bends are

Toleransies

Die plus en minus toleransies wat toegelaat word op die lengtes van sokke en nippels en die hart-tot vlak mate van elmboë, T-stukke, kruisstukke en buigstukke is soos volg:

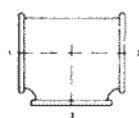
Lengths up to <i>Lengtes tot by</i>	in / dm mm	1 1/4 32	2" 51	3" 76	4" 102	6" 152	8" 203	12" 305
Tolerances <i>Toleransies</i>	mm	1.5	2.0	2.5	3.0	3.5	4.0	5.1
	in / dm	0.06	0.08	0.10	0.12	0.14	0.16	0.20

Method of specifying outlets

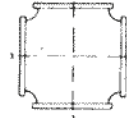
Reducing fittings should be ordered by specifying sizes in the order shown by the numbered diagrams below.

Metodes van uitlate te beskryf

*Met die bestelling van verloop-
behore moet die groottes in die
volgorde gespesifiseer word soos
aangedui op die onderstaande ge-
nommerde diagramme.*



32 x 32 x 20mm



50 x 50 x 20 x 20mm

Malleable cast iron pipe fittings

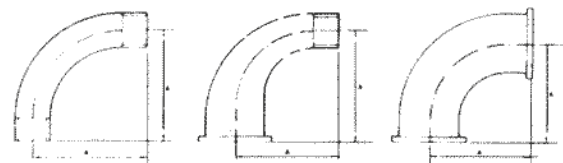
To SABS 509 1955
and BS 143 1952

Smeebare gietyster-pyptoebehore

*Volgens SABS 509:1955
en BS 143:1952*

Bends

Buigstukke



Male
Buitendraad

Male and female
Buite- en binnendraad

Female
Binnendraad

Size in / dm <i>Grootte mm</i>	1/4 6	3/8 8	1/2 10	3/4 15	1 20	1 1/4 25	1 1/2 32	2 40	2 1/2 50	3 65	4 80	5 100	6 125	6 150
A mm	25	30	37	45	51	65	80	90	102	114	127	165	190	230

Springs

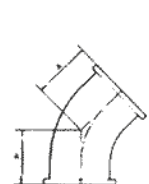
Sprongstukke



Male
Buitendraad



Male and female
Buite- en binnendraad



Female
Binnendraad

Size in / dm <i>Grootte mm</i>	1/4 8	3/8 10	1/2 15	3/4 20	1 25	1 1/4 32	1 1/2 40	2 50	2 1/2 65	3 80	4 100	5 120	6 150
A mm	19	21	25	29	35	42	48	55	62	68	87	98	117

Malleable cast iron pipe fittings

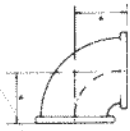
To SABS 509 1955 and BS 143 1952

Smeebare gietyster-pypptoebehore


Volgens SABS 509:1955 en BS 143:1952

Elbows

Elmoë



90 Female
90° Binnedraad



90 M & F
90° Buite- en binnedraad

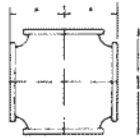



45 Female
45° Binnedraad

Size in / dm	1/8	1/4	3/8	1/2	3/4	1	1 1/4	1 1/2	2	2 1/2	3	4	5	6
Grootte mm	6	8	10	15	20	25	32	40	50	65	80	100	125	150
A mm	18	21	24	28	33	38	44	49	57	69	78	96	114	130
B mm	18	19	21	22	25	28	33	36	43	50	55	66	78	88
C mm	25	30	37	41	48	54	62	68	83	98	115	144	-	-

Tees and crosses

T-stukke en kruistukke



Size in / dm	1/8	1/4	3/8	1/2	3/4	1	1 1/4	1 1/2	2	2 1/2	3	4	5	6
Grootte mm	6	8	10	15	20	25	32	40	50	65	80	100	125	150
A mm	18	21	24	28	33	40	44	49	57	69	78	96	114	130

Malleable cast iron pipe fittings

To SABS 509 1955 and BS 143 1952


Smeebare gietyster-pypptoebehore

Volgens SABS 509:1955 en BS 143:1952

Sockets

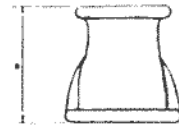
Sokke

Equal Gelyke



Parallel thread
Parallele draad

Reducing Verloop



Taper thread
Tapsdraad

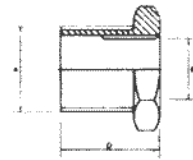
Size in / dm	1/8	1/4	3/8	1/2	3/4	1	1 1/4	1 1/2	2	2 1/2	3	4	5	6
mm	6	8	10	15	20	25	32	40	50	65	80	100	125	150
A mm	24	27	30	33	40	43	49	54	65	73	81	94	108	121
B mm	-	25	29	32	37	43	52	59	71	83	94	111	130	149

The size of reducing sockets in the above table is that of the larger end. When ordering, the required size at the smaller end should also be given.

In bostaande tabel word die grooter end van die verloop sok aangegee. Wanneer bestel word, moet die grootte van die kleiner end ook gegee word.

Bushes

Busse



Taper thread
Tapsdraad



Nom Size: Grootte A x B	A in / dm	1/4	3/8	1/2	3/4	1	1 1/4	1 1/2	2	2 1/2	3	4	5	6
	A mm	8	10	15	20	25	32	40	50	65	80	100	125	150
B mm	6	8	8	10	15	20	25	32	40	50	65	80	100	125
	8	10	15	20	25	32	40	50	65	80	100	125	150	150
C	mm	16	19	24	30	36	45	51	64	77	93	118	144	172
D	mm	15	16	19	22	24	24	26	30	35	37	40	45	50

Malleable cast iron pipe fittings

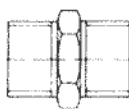
To SABS 509 1955 and BS 143 1952

Smeebare gietyster-pypptoebehore

Volgens SABS 509:1955 en BS 143:1952

Hexagon nipples

Seskant,ge nippels



Taper thread
Tapsdraad

Size Grootte	Overall length		Length of thread plus clearance Lengte van draad met vry ruimte	Maximum diameter of bore Maksimum diameter van boring	Min. thickness of wall at hexagon or octagon Min. wanddikte van seshoek of agthoek	Width of hexagon or octagon Wydte van seshoek of agthoek
	mm	in / dm				
6	1/8	27	10	4.5	3	7
8	1/4	30	11	7	4	8
10	3/8	35	13	10	4	11
15	1/2	42	16	14	4	10
20	3/4	50	19	19	4	12
25	1	56	22	25	5	12
32	1 1/4	64	25	32	5	14
40	1 1/2	64	25	38	6	14
50	2	71	29	48	6	13
65	2 1/2	80	32	64	6	16
80	3	89	35	75	8	19
100	4	102	41	99	10	20
125	5	115	45	121	10	25
150	6	127	51	146	10	25

Malleable cast iron pipe fittings

To SABS 509 1955 and BS 143 1952

Smeebare gietyster-pypptoebehore

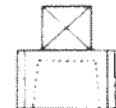
Volgens SABS 509:1955 en BS 143:1952

Caps and plugs

Doppe en proppe



Cap
Dop



Plug
Prop

Size Grootte	A		B		C		D	
	mm	in / dm	mm	mm	mm	mm	mm	mm
6	1/8	16	6	6	7	-	-	-
8	1/4	17	6	6	10	-	-	-
10	3/8	20	6	6	10	10	10	10
15	1/2	22	7	7	13	14	14	14
20	3/4	28	8	8	13	20	20	20
25	1	30	9	9	17	26	26	26
32	1 1/4	32	11	11	19	34	34	34
40	1 1/2	34	14	14	19	40	40	40
50	2	38	15	15	23	52	52	52
65	2 1/2	41	16	16	27	65	65	65
80	3	45	18	18	30	78	78	78
100	4	53	25	25	36	102	102	102
125	5	58	25	25	40	127	127	127
150	6	64	27	27	40	152	152	152